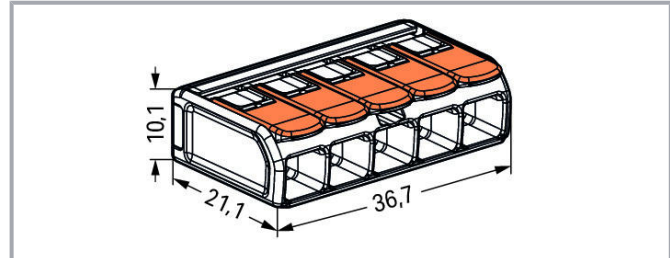



Data sheet | Item number: 221-615

COMPACT Splicing Connector; for all conductor types; max. 6 mm²; 5-conductor; with levers; transparent housing; Surrounding air temperature: max 85°C (T85); 6,00 mm²; transparent

www.wago.com/221-615



Item description

Your Benefits:

- Ease of use – pull the lever up, insert a conductor and push the lever back down
- Available as 2-, 3- and 5-wire connectors
- Easily terminate conductors from 0.5 to 6 mm²
- Connection of all conductor types
- Time savings for installers and device manufacturers
- Quickly install devices with higher levels of power consumption
- Safely install long cable runs with larger conductor cross sections
- Mounting carrier for installation conforms to standards

—
Subject to changes. Please also observe the further product documentation!

WAGO GmbH & Co. KG
Hansastr. 27
32423 Minden
Phone: +49571 887-0 | Fax: +49571 887-169
Email: info.de@wago.com | Web: www.wago.com

Do you have any questions about our products?
We are always happy to take your call at +49 (571) 887-44222.

- Custom carriers are possible

Data Notes

Safety information 1 in grounded power lines

Electrical data

Ratings per IEC/EN

Ratings per	EN 60664
Nominal voltage (II/2)	450 V
Rated surge voltage (II/2)	4 kV
Rated current	41 A
Legend (ratings)	(II / 2) \triangleq Overvoltage category II / Pollution degree 2

Ratings per UL

Approvals per	UL 486C
Rated voltage UL (Use Group C)	600 V
Rated current UL (Use Group C)	30 A

Connection data

Total number of connection points	5
Total number of potentials	1

Connection 1

Connection technology	CAGE CLAMP®
Actuation type	Lever
Connectable conductor materials	Copper
Nominal cross-section	6 mm ²
Solid conductor	0.5 ... 6 mm ² / 20 ... 10 AWG
Stranded conductor	0.5 ... 6 mm ² / 20 ... 10 AWG
Fine-stranded conductor	0.5 ... 6 mm ² / 20 ... 10 AWG
Strip length	12 ... 14 mm / 0.47 ... 0.55 inch
Wiring direction	Side-entry wiring

Subject to changes. Please also observe the further product documentation!

Physical data

Width	36.7 mm / 1.445 inch
Height	10.1 mm / 0.398 inch
Depth	21.1 mm / 0.831 inch

Material data

Note on material data	Information on material data can be found here
Color	transparent
Cover color	transparent
Flammability class per UL94	V2
Fire load	0.103 MJ
Color of actuator	orange
Weight	7.1 g

Environmental requirements


Surrounding air temperature (operation)	+85 °C
Continuous operating temperature	105 °C
Temperature marking per EN 60998	T85

Commercial data

PU (SPU)	150 (15) Stück
Packaging type	box
Country of origin	CH
GTIN	4055143715478
Customs tariff number	85369010000

Approvals / Certificates

Country specific Approvals

Logo	Approval	Additional Approval Text	Certificate name
	KEMA/KEUR DEKRA Certification B.V.	EN 60998	71- 105677

Ship Approvals


Subject to changes. Please also observe the further product documentation!

WAGO GmbH & Co. KG
 Hansastr. 27
 32423 Minden
 Phone: +49571 887-0 | Fax: +49571 887-169
 Email: info.de@wago.com | Web: www.wago.com

Do you have any questions about our products?
 We are always happy to take your call at +49 (571) 887-44222.

Logo	Approval	Additional Approval Text	Certificate name
	ABS American Bureau of Shipping	EN 60998	18- HG1755093- PDA
	DNV GL Det Norske Veritas, Germanischer Lloyd	EN 60998	TAE000015T
	LR Lloyds Register	EN 60998	04/20013 (E8)

UL-Approvals


Logo	Approval	Additional Approval Text	Certificate name
	UL UL International Germany GmbH	UL 486C	E69654

Optional accessories

Jumpers

Jumper		
	Item no.: 221-941 Jumper; for conductor entry; 2-way; insulated; dark gray	www.wago.com/221-941
	Item no.: 221-941/000-006 Jumper; for conductor entry; 2-way; insulated; blue	www.wago.com/221-941/000-006
	Item no.: 221-942 Jumper; for conductor entry; 2-way; insulated; dark gray	www.wago.com/221-942
	Item no.: 221-942/000-006 Jumper; for conductor entry; 2-way; insulated; blue	www.wago.com/221-942/000-006

Mounting adapter

Mounting accessories		
	Item no.: 221-510 Mounting carrier; 221 Series - 6 mm ² ; for DIN-35 rail mounting/screw mounting; orange	www.wago.com/221-510

Subject to changes. Please also observe the further product documentation!



Item no.: 221-510/000-006

Mounting carrier; 221 Series - 6 mm²; for DIN-35 rail mounting/screw mounting; blue

www.wago.com/221-510/000-006



Item no.: 221-510/000-053

Mounting carrier; 221 Series - 6 mm²; for DIN-35 rail mounting/screw mounting; dark gray-yellow

www.wago.com/221-510/000-053

Downloads

Documentation

Bid Text

221-615 X81 - Datei	2019 Feb 19	xml 3.6 kB	Download
221-615 docx - Datei	2019 Jan 23	docx 15.8 kB	Download
ausschreiben.de 221-615		URL	Download

Additional Information

Technical Section Technical explanations		pdf 2.2 MB	Download
---	--	---------------	----------

CAD/CAE-Data

CAD data

2D/3D Models 221-615		URL	Download
----------------------	--	-----	----------

CAE data

ZUKEN Portal 221-615		URL	Download
----------------------	--	-----	----------

Environmental Product Compliance

Compliance Search

Environmental Product Compliance 221-615 COMPACT Splicing Connector; for all conductor types; max. 6 mm ² ; 5-conductor; with levers; transparent housing; Surrounding air temperature: max 85°C (T85); 6,00 mm ² ; transparent		URL	Download
--	--	-----	----------



Subject to changes. Please also observe the further product documentation!

WAGO GmbH & Co. KG
Hansastr. 27
32423 Minden
Phone: +49571 887-0 | Fax: +49571 887-169
Email: info.de@wago.com | Web: www.wago.com


Do you have any questions about our products?
We are always happy to take your call at +49 (571) 887-44222.

Installation Notes

Conductor termination




Termination: Lift the lever to open the clamping unit and insert a stripped conductor.




Then, lower the lever to close the clamp.

Application



Wiring fine-stranded conductors in junction boxes.



Custom low-voltage lighting system



Lighting distribution in a ceiling canopy

Subject to changes. Please also observe the further product documentation!



Pendant light connection in a suspended ceiling



COMPACT Splicing Connectors for All Conductor Types (6 mm²), 221 Series

Subject to changes. Please also observe the further product documentation!